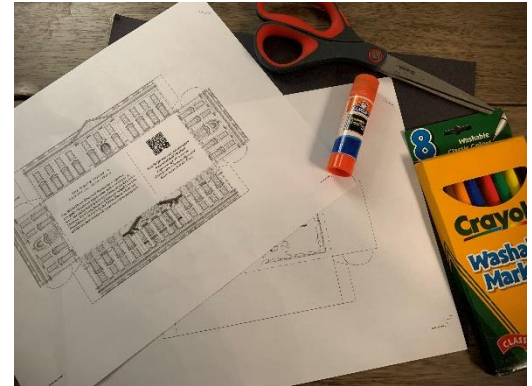


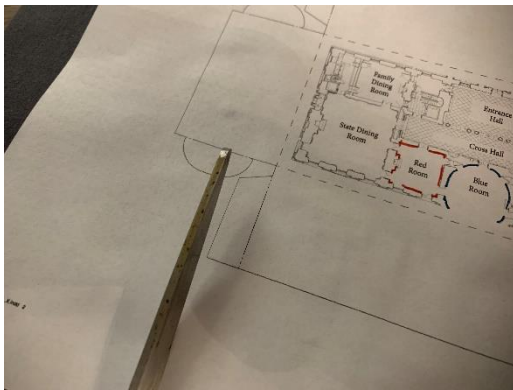
Building Your Foldable White House Craft

You will need:

- Both Foldable White House sheets (see next two pages) printed LANDSCAPE in greyscale/black & white
 - *Printing on regular printer paper is fine. Double-sided printing on heavier cardstock will be sturdier*
- A glue stick
- Tape
- Scissors
- A piece of construction paper or card stock (optional)
- Markers, crayons, or colored pencils (optional)



Optional Step: You can assemble your Foldable White House as-is or decorate it! It is easiest to decorate the interior and exterior before you begin assembling the craft. Feel free to decorate the White House as it appears today or create a whole new style!




Step 1: Using a glue stick or other quick drying, adhesive, glue the two cutout pages together. Be sure to make sure that the “inside” and “outside line up properly. **OPTIONAL:** To make your White House sturdier, glue the two papers onto either side of a sheet of construction paper or card stock.

Step 2: Once each side has dried, use scissors to cut around the **solid** lines, keeping the side tabs intact.



Step 3: Fold the sides and tabs of your cut out along the dotted lines.



Step 4: Use glue, tape, or both to affix the tabs together on the inside of the foldable.

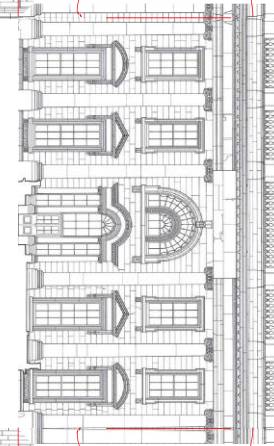
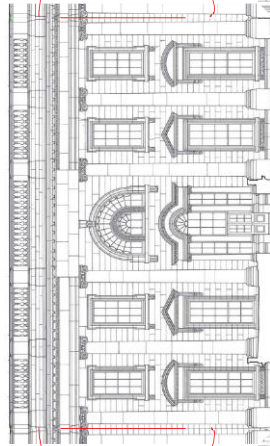
Step 5: You’re done! The Foldable White House makes a great decoration or you may use it to store small items in or on a desk.

Share your finished foldable with us at [@WhiteHouseHstry](https://www.instagram.com/WhiteHouseHstry) or education@whha.org

Building the White House

As the president's office and home, the White House stands as a symbol of American leadership. In 1792, a contest was organized to find the best design for a new president's home to be built in the capital city. The architect James Hoban was declared the winner.

President George Washington selected the site and approved the final design, but he never had the chance to live there. When construction was nearly finished in 1800, John Adams became the first president to occupy the Executive Mansion. Since Adams, all presidents have lived and worked at the White House.



THE WHITE HOUSE® HISTORICAL ASSOCIATION

The White House Historical Association is a private non-profit educational organization with a mission to enhance the understanding and appreciation of the Executive Mansion. First Lady Jacqueline Kennedy helped found the Association in 1961 to help the White House collect and exhibit the best artifacts of American history and culture.



Scan the QR code with your smartphone to download the White House Experience app. Here you can virtually explore the rooms, objects, and history inside the People's House.

